



## COUNTRY AND DEMOGRAPHIC DATA


Capital - **Bratislava**  
 Population - **5,449,270**  
 Urban population - **53.2%**  
 Life expectancy (years) - **77.1**  
 Gini index for income inequality - **0.23**  
 Human Development Index - **0.86**  
 Literacy rate - **99.6%**  
 Risk of premature non-communicable disease mortality - **15.0%**  
 Human Capital Index - **0.80**  
 Democracy Index - **7.07**  
 Deaths from non-communicable diseases - **88.6%**  
 World Bank income category - **High income**



## PHYSICAL ACTIVITY PARTICIPATION

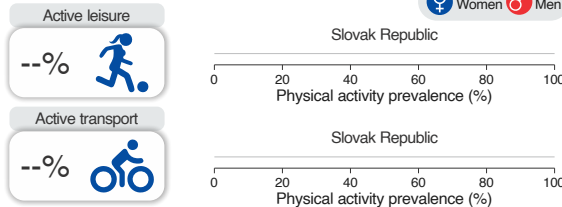
## Physical activity prevalence estimates for adults

Gender inequalities in physical activity prevalence



## Physical activity prevalence estimates for adults by domain

Gender inequalities in physical activity prevalence



## POLICY AND SURVEILLANCE STATUS

National physical activity policy/plan YES

GoPA! Policy Directory

1. National Action Plan to Promote Physical Activity, 2017-2020
2. National Action Plan on Obesity Prevention, 2015-2025
3. Update of the Strategic Health Care Framework for 2014-2030
4. National Action Plan to Promote Physical Activity, 2023-2030- not published, the material is in the legislative process within Ministry of Health of Slovak Republic


Link to GoPA! Policy Directory: [new.globalphysicalactivityobservatory.com/directory.php](http://new.globalphysicalactivityobservatory.com/directory.php)National recommendations YESNational survey(s) including physical activity questions YES

2022 | Most recent

Next

Surveys and instruments used to assess physical activity

1. Eurobarometer 2017, 2022 (Eurobarometer 2013-2022)

Contact  
Information

Name: Jaroslava Kopcakova  
 Institution: Medical Education Centre, Faculty of Medicine, P. J. Safarik  
 University in Košice, 040 01 Košice, Slovakia

This Country Card is part of the 3rd Physical Activity Almanac  
 (free resource on the GoPA! website)  
 For a description of the indicators and data sources visit:  
[www.globalphysicalactivityobservatory.com/country-cards](http://www.globalphysicalactivityobservatory.com/country-cards)

## PHYSICAL ACTIVITY RESEARCH

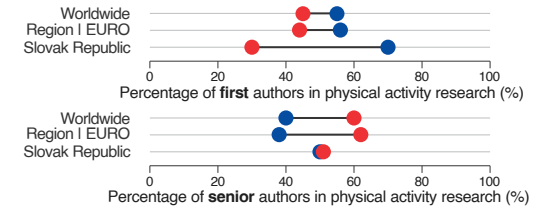


17 (0.05%)

Number of articles and contribution  
to physical activity research  
worldwide from 1950-202396<sup>th</sup>Position in  
the Ranking  
(n=182)

2023 PubMed Update - Ramirez Varela et al. (2021)

## Gender inequalities in physical activity research

PHYSICAL ACTIVITY PROMOTION  
CAPACITY PYRAMID