




Switzerland  
Switzerland

Switzerland  
Switzerland

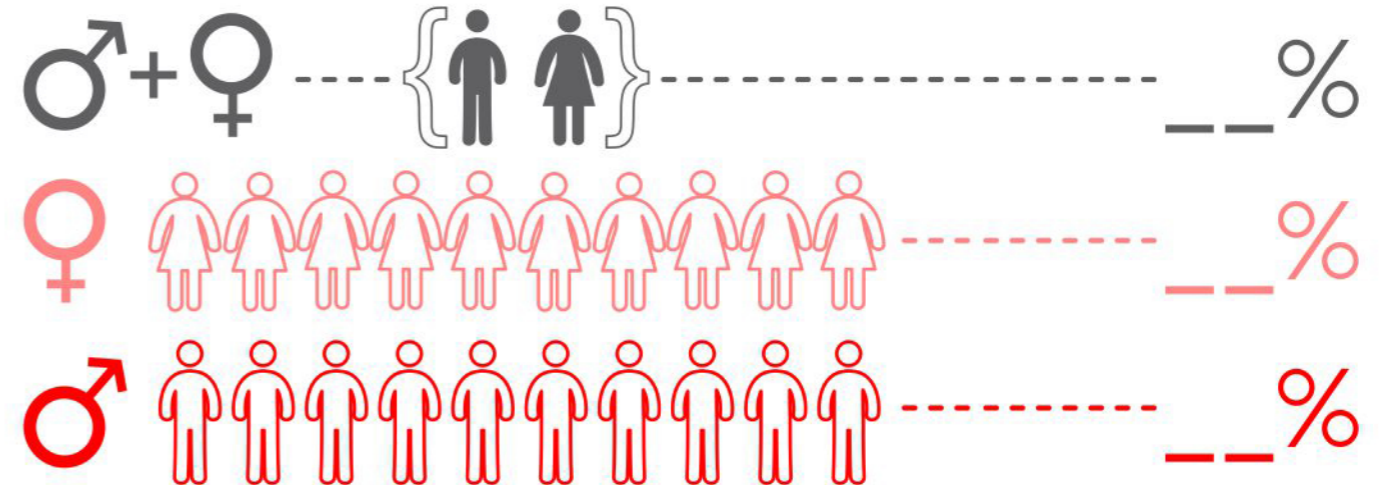
Switzerland  
Switzerland

## Physical Activity Country Card: Switzerland

Capital ----- Bern  
 Inhabitants (2013) ----- 8,081,482  
 Life expectancy (2012) ----- 83  
 GINI inequality index (2012) ----- 0.29  
 Human Development Index (2013) ----- 0.92  
 Literacy rate (2003) ----- 99%  
 Deaths by non-communicable diseases ----- 91%

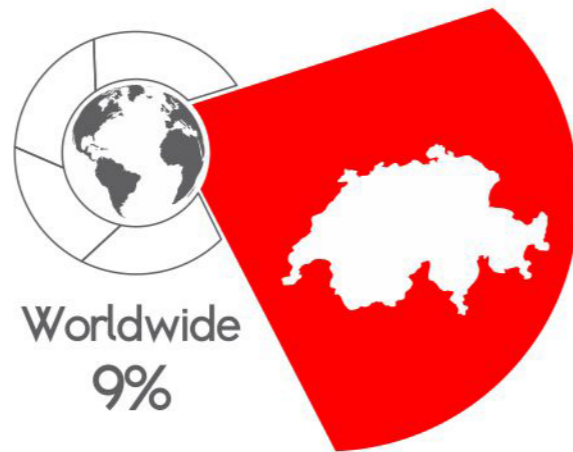


## Prevalence of Physical Activity | Age 18+ years



## Deaths related to physical inactivity

» 9.1% of all deaths in Switzerland are due to inactivity.



Switzerland  
9.1%

The cost of physical inactivity in Switzerland, Renato Mattli et al. November 2014, and <http://www.bfs.admin.ch/bfs/portal/de/index/themen/01/06/blank/key/04.html>.

## Research metrics (PubMed search in 2013)



## Surveillance and policy status

### Physical activity plan

Yes  No

### » Name:

National Programme on Diet and Physical Activity

### National survey

Yes

- First survey: 2002
- Most recent survey: 2012
- Next survey: 2017

No



For description of the indicators and data sources:  
[www.globalphysicalactivityobservatory.com/appendix](http://www.globalphysicalactivityobservatory.com/appendix)

### Contact Information

Name:  
 Sonja Kahlmeier  
 Brian Martin

Institution:  
 Physical Activity and Health Unit  
 Epidemiology, Biostatistics, and  
 Prevention Institute (EBPI)  
 Institute of Social and Preventive  
 Medicine, Physical Activity and  
 Health  
 University of Zurich, Zurich,  
 Switzerland



Icons by Freepik

